



# REGIS

## PRODUCT SPECIFICATIONS

SHELTA'S NEW UMBRELLA IN THE CANTILEVER RANGE OFFERING A MULTI-DIRECTIONAL TILT FEATURE WITH A 360° DEGREES ROTATION ALL AT AN AFFORDABLE PRICE RANGE

### FEATURES

- Sideways and horizontal tilt action
- 360° umbrella rotation
- Side axis tilting
- Premium O'bravia canvas
- Available in 5 colours and 2 sizes
- Operational knob

FOR FURTHER INFORMATION CONTACT US



Shade Australia Pty Ltd

A: 91 Stanley Road Ingleburn NSW 2565

E: [info@shadeaustralia.com.au](mailto:info@shadeaustralia.com.au)

P: 1800 155 233 or 02 9605 5560

W: [shadeaustralia.com.au](http://shadeaustralia.com.au)



# REGIS

## PRODUCT SPECIFICATIONS



Regis is Shelta's important new mid-size/mid-price cantilever. It uniquely features side axis winder handle controlled tilt – to 45° to either side; as well as normal mast axis tilt. Regis has all other Shelta cantilever attributes – winder handle opening and closing, 360° rotation around the mast (to give shade where needed).

### FABRIC

High quality O'bravia canvas. Highly water resistant. UPF 50+

### WARRANTY

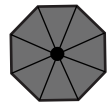
1 year manufactures warranty on the frame & a 3 year fade resistant warranty on the fabric

### FRAME

A strong oval shaped Aluminium frame with joints made from quality aluminium castings.

### INSTALLATION OPTIONS

Choose between permanent or mobile base options - bolt-down baseplate, ballast block frame or the optional resin base.

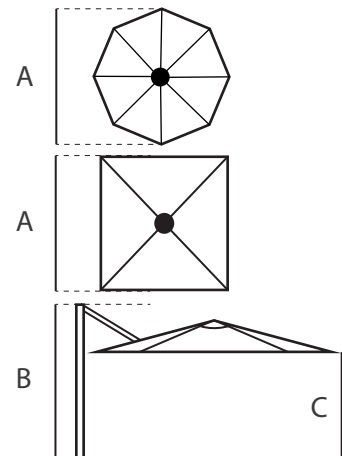


OCTAGONAL  
3.5m




OCTAGONAL  
3.0m

Area (m <sup>2</sup> )	9.6 m <sup>2</sup>	9.0 m <sup>2</sup>
Mast	Oval 90 x 65 mm	
Frame	Graphite Powder Coated	
Opening	Winder System	
Tilt	Side and Mast Axis	
Dimensions (mm)	A	3500
	B	2360
	C	1960



### CANOPY COLOURS




Black



Platinum



Natural




Eggshell



Jockey Red



Boulder



Spa



Charcoal Ridge